



LOXWOOD
SCHOOL

Parent Meeting Phonics Screening Check

Reading changes everything

Teach a child to read and keep that child reading and we will change everything.

And I mean everything.

Jeanette Winterson

What is the Phonics Screening Check?

- Children in Year 1 throughout the country will all be taking part in a phonics screening check during the same week in June. Children in Year 2 will also take the check if they did not achieve the required result when in Year 1 or they have not taken the test before.
- The test contains 40 words. Each child will sit one-to-one and read each word aloud to a teacher. The test will take approximately 10 minutes per child, although all children are different and will complete the check at their own pace. The list of words the children read is a combination of 20 real words and 20 'alien' or 'nonsense' words (these are made up words that contain the letter sounds that the children have been learning)

Speed Sounds Set 3

Consonant sounds

| | | | | | | | | | | |
|----|----|----|----|----|----|----|----|----|----|----|
| f | l | m | n | r | s | v | z | sh | th | ng |
| ff | ll | mm | nn | rr | ss | ve | zz | ti | | nk |
| ph | le | mb | kn | wr | se | | s | ci | | |
| | | | | | c | | se | | | |
| | | | | | ce | | | | | |

| | | | | | | | | | | | | |
|----|----|----|----|---|-----|----|----|----|----|---|---|-----|
| b | c | d | g | h | j | p | qu | t | w | x | y | ch |
| bb | k | dd | gg | | j | pp | | tt | wh | | | tch |
| | ck | | | | g | | | | | | | |
| | ch | | | | ge | | | | | | | |
| | | | | | dge | | | | | | | |

Vowel sounds

| | | | | | | | | |
|---|----|---|---|---|------------|------------|------------|------------|
| a | e | i | o | u | ay | ee | igh | ow |
| | ea | | | | <u>a-e</u> | <u>e-e</u> | <u>i-e</u> | <u>o-e</u> |
| | | | | | ai | y | ie | oa |
| | | | | | | ea | i | o |
| | | | | | | e | y | |

| | | | | | | | | | | |
|------------|----|----|-----|-----|----|----|----|-----|-----|-----|
| oo | oo | ar | or | air | ir | ou | oy | ire | ear | ure |
| <u>u-e</u> | | | oor | are | ur | ow | oi | | | |
| ue | | | ore | | er | | | | | |
| ew | | | aw | | | | | | | |
| | | | au | | | | | | | |

'Special Friends', 'Fred Talk'

1.6

ship

— . .

Nonsense words



sheb



glight



ched



teb

Teach every child to read



What can I do?

1. Help your child to use 'Special Friends', 'Fred Talk' to read words.
2. Practise reading sounds speedily.
3. Watch the Virtual Classroom films together.
4. Listen to your child read their Storybook every day.

Free Video Tutorials (ruthmiskin.com)

Back

Parents

AAA

Read Write Inc. Phonics - Learning to read at home

Parents films

The films below show parents and carers how we teach children to read and write with *Read Write Inc.* Phonics.

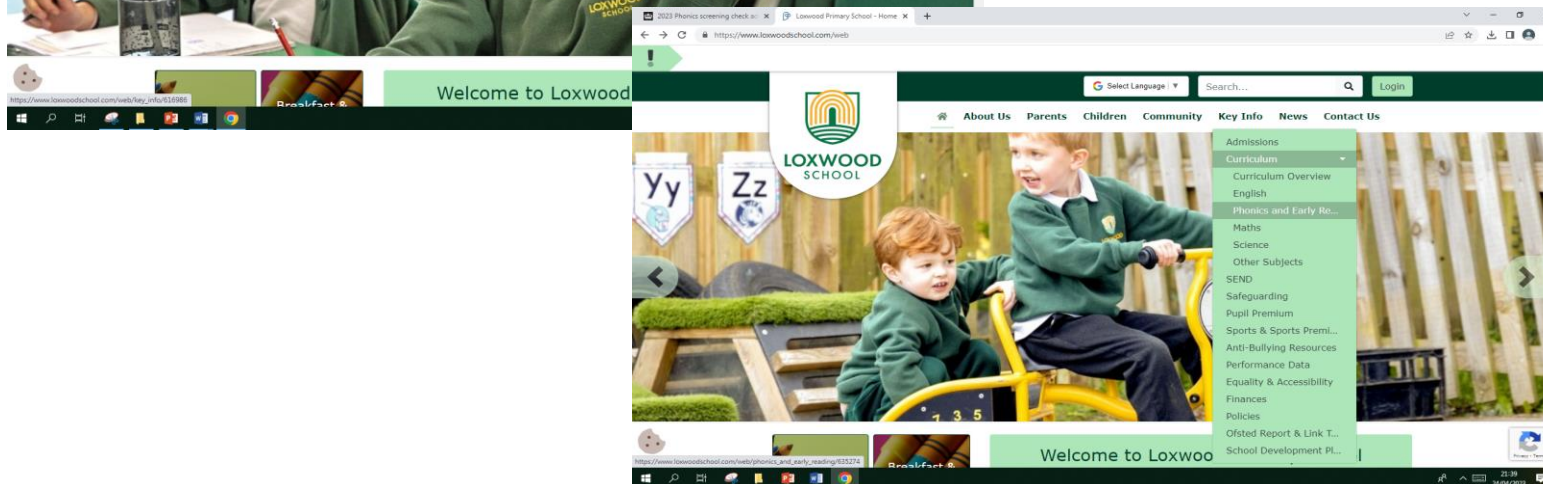
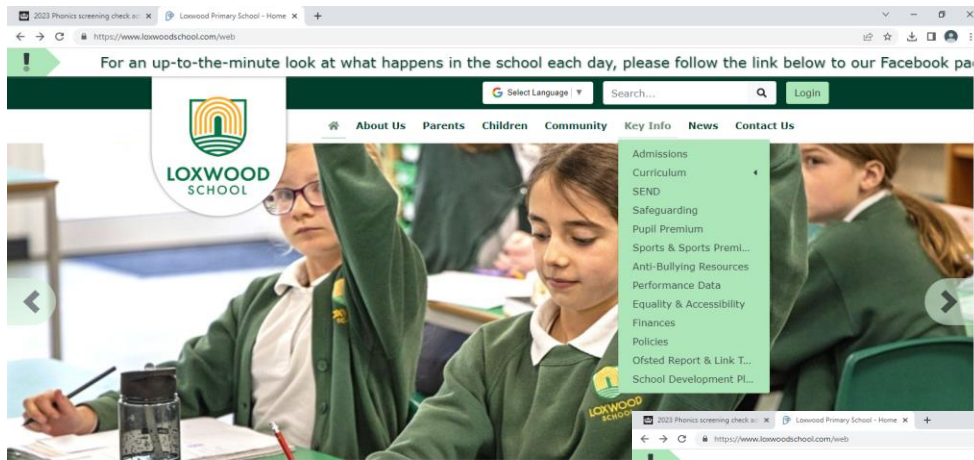
If your child is in a school that teaches *Read Write Inc.* or if you have bought a parent pack, the films will help you and your child practise together at home.

If you have a question for us, please get in touch via our [Facebook](#) or [Twitter](#) pages and subscribe to our [YouTube](#) channel.



Loxwood Virtual classroom

You will find all of the virtual videos for all of phonic sounds on our website.



 sh

 nk

 th

 qu

 ng

 ch

Set 2 sounds

 ay

 ee

 igh



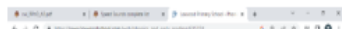
Your child's phonic progress

Name _____

| | |
|---|---|
| <p>Sound Knowledge Set 1 single-letter Sounds</p> <p>t s a m d g p n o i u k b c f e h l r j y w v x z</p> <p>___ out of 25 (Set 1 single-letter Sounds only)</p> | <p>Sound Knowledge Set 1 Special Friends</p> <p>sh qu ch ng th nk ck ss ll ff</p> <p>___ out of 10 (Set 1 Special Friends only)</p> <p>___ out of 35 (Set 1 single-letter Sounds and Special Friends)</p> |
| <p>Sound Knowledge Set 2</p> <p>ay ow oo ee oo igh or ou air oy ar ir</p> <p>___ out of 12 (Set 2 only)</p> <p>___ out of 47 (Set 1 and Set 2)</p> | <p>Sound Knowledge Set 3</p> <p>ea oi a-e i-e o-e u-e aw are ur er ow ai oa ew ire ear ure au e-e ue ie ph wh kn tious tion cious</p> <p>___ out of 27 (Set 3 only)</p> <p>___ out of 74 (Set 1, Set 2 and Set 3)</p> |

Please work through the highlighted sounds at home. You can find videos that teach these sounds on our school website: [Key Info/Curriculum/Phonics and Early reading](#)

or an up-to-the-minute look at



Your child is assessed in phonics every six weeks as part of our RWI half termly assessments. I have created each child who is taking the PSC, a sheet that shows the sound gaps that they had at the last assessment. This assessment was conducted the week before the Christmas holidays.

I have highlighted the sounds that your child didn't know then. If you are able to, it would really help your child's progress in phonics as well as their preparation for the PSC to watch the videos of the sounds that they don't know at home regularly.

This assessment sheet will go home with your child this afternoon. Your child may have a few sounds highlighted or they may have lots of sounds highlighted depending on where they are in their individual phonic journey. If your child has a lot of sounds highlighted please do not panic, they are our focus children and are being given 1:1 tutoring in addition to the two daily inputs of phonics that all of the children are receiving.

If your child has no sound gaps, their page will not be highlighted as they know all of the set 1,2, and 3 sounds.

They will just need to continue to practise reading, decoding unknown words using 'Special Friends', 'Fred Talk' to read words.

Your child will be assessed again in two weeks time as part of our six weekly assessment cycle and I will send an updated sound sheet home indicating what sounds they still need to focus on.

The quicker they learn all of the sounds, the quicker they can work on their fluency (speed) which then allows them to concentrate on their comprehension skills when reading.

Online resources available

Ruth Miskin Parents' Page:

<https://www.ruthmiskin.com/parents/>

Ruth Miskin Facebook:

<https://www.facebook.com/miskin.education>

Free e-books for home reading:

<http://www.oxfordowl.co.uk/Reading/>

Reading changes everything

Teach a child to read and keep that child reading and we will change everything.

And I mean everything.

Jeanette Winterson

Any questions?

