







Autumn Term Home Learning Projects Year 1 ... [The Wonderful World of Toys](#)

These activities are designed to get your creative juices flowing and to be a great opportunity to develop your learning with support from someone at home. You should aim to complete two each half term. We are really looking forward to sharing what you have learnt and the new skills you have developed.

Either share your learning on Tapestry or bring into class. **House points will be awarded!**

 <p><u>Counting to 10, 20, 50 or 100</u></p> <p>Practise counting at home, on the way to school, in the car, at the supermarket, wherever you like!</p> <p>Why not demonstrate your skills by recording yourself, taking a photo or drawing a picture.</p>	<p><u>Wonderful Writing</u></p>  <p>Write a sentence or two (maybe a short story) about anything you like... a pet, a toy, an animal...whatever inspires you to get writing.</p> <p>You could bring your story in to read or upload it to Tapestry to share with the class.</p>	<p><u>Autumn Walk</u></p> <p>Go on a welly walk with your family and take a photo of some of the signs of Autumn that you find.</p> <p>It might inspire you to draw or paint an Autumn picture!</p> 
<p><u>Toy Detective</u></p>  <p>Ask someone in your family (a parent, grandparent, or even an older friend) about the toys they played with when they were little. Draw a picture of one of their toys and label it carefully.</p> <p>Maybe you could tell us how it is different from toys today, or even write a sentence about how it was played with!</p>	<p><u>Sculpture Self-Portrait</u></p> <p>Use playdough, clay, or even LEGO to make a mini sculpture of yourself or a friend - you can be as creative as you like!</p> <p>Why not share your work by taking a photo and uploading it on Tapestry, or bringing it into school to share with the class.</p> 	<p><u>Animal Groups</u></p>  <p>We are learning about different types of animals in Science. Try cutting out or drawing some animals and sort them into groups such as mammals, birds, reptiles, amphibians, or fish.</p> <p>You could label the groups you make or even make a little poster to show what you've found out!</p>

Or get creative and amaze us with some of your own choice [topic related](#) learning!

Don't forget to read your Read Write Inc book every day at home and practice reading and spelling the Year 1 Common Exception Words (which you can find on our Class Page on the school website). **House points will be awarded!**