

Learning Can Be Messy

Playing outside is so important. I run and jump and get lots of fresh air. Sometimes I might get grass or mud on my clothes.



Using a knife and fork at lunchtime is tricky! Sometimes I get food on my clothes!

I sometimes get pen and paint on my clothes! This is because I am developing creative skills and exploring lots of different ways of making amazing art!



Our mud kitchen is so much fun! I use all my senses, which is so important for my development. It also helps me use my imagination and practise playing with my friends nicely!

Exploring in the water tray is giving me lots of maths and scientific skills! I love pouring, filling and emptying! I usually wear an apron but sometimes my clothes get wet!



twinkl visit [twinkl.com](https://www.twinkl.com)

Exploring with playdough and other messy play resources like foam or food, helps me to develop fine motor control and build up muscles and coordination in my hands and fingers. I will need these when I learn to write.



When I get messy, I have been showing curiosity, determination, persistence, imagination and confidence!

Meet the team



Mrs
Donnelly



Mrs
Coupe



Mrs Harder



Mrs Swann



Mr Green

Your child's learning

- We offer a free flow EYFS setting. The children can choose from a range of activities that cover the seven different learning areas.
- We have inside and outside provision and your child is free to choose where they want to play and learn.
- The door is open in all weathers and your child will be encouraged to wear coats, wellies, hats and gloves however please expect them to come home dirty or having to have changed their clothes- this is a sign that they have fully explored the setting that day.
- Outside we have a sand pit, water play and a mud kitchen that the children are freely able to explore.
- For directed learning your child may be called over to 'do some jobs' with myself or Mrs Coupe. These will be very short moments on their day- for example, a Maths task or a phonic task, to enhance their learning.

The EYFS areas of learning

Areas of Learning and Development			
Prime Areas			
Personal, Social and Emotional Development	Physical Development	Communication and Language	
<ul style="list-style-type: none">• Making Relationships• Self-confidence and Self-awareness• Managing Feelings and Behaviour	<ul style="list-style-type: none">• Moving and Handling• Health and Self-care	<ul style="list-style-type: none">• Listening and Attention• Understanding• Speaking	
Specific Areas			
Literacy	Mathematics	Understanding the World	Expressive Arts and Design
<ul style="list-style-type: none">• Reading• Writing	<ul style="list-style-type: none">• Numbers• Shape, Space and Measures	<ul style="list-style-type: none">• People and Communities• The World• Technology	<ul style="list-style-type: none">• Exploring and Using Materials and Media• Being Imaginative



Tapestry




- We use an online learning journal called Tapestry.
- We record your child's learning on there and share it with you at home.
- If you do not yet have a Tapestry account for this school or you are having problems logging in, please let me know.
- You can use Tapestry at home to show us things your child has been doing at home.
- You can also respond to our uploads if you wish.
- Early Years learning is about the whole child and we would love to see what your child is getting up to at home as well as in school.



How we communicate with you

- School Website and our Oak Class webpage (found under the 'Our School' tab – 'Class Pages'. Don't forget to read the 'Whole School' information too.
-
- The weekly newsletter: 'Up to the Minute'
-
- Termly Topic Web on the Website
- We are really happy to answer quick queries at the classroom door but remember the children's safety and settling into school is really important to us and we like to be in the class engaging with them.
-
- Leave a message with the adult on the gate or email: messages@loxwoodschool.com. These messages always arrive promptly in the classroom.
-
- Book an appointment or speak to us at the end of the day.





My child at school app

MCAS

As a school, we now communicate to you primarily through the MCAS app.

This is where you will

- receive the weekly newsletter- up to the minute
 - pay for school trips
 - book on to school run clubs
 - book parents evening appointments

If you haven't been able to access this app yet, please speak to the school office



Our class page

- This page contains information about what your child is learning- topic web
- A weekly guide to what activities and learning you child has been doing- this will appear after the initial few weeks of settling in.

- RWI information and useful links
- Woodlands learning information
- Links to useful websites
- Other useful information about our class.



Woodlands learning

- Your child is having a Woodlands Learning session every two weeks with Mrs Harder.
- Outdoor learning and exploration really supports the Early Years curriculum so I am very excited about this opportunity for your child.
- Your child will have Woodland Learning every other Wednesday and it will be an afternoon session.
- Can you please send your child into school wearing their Woodlands learning clothes on that Wednesday.
- Please, please, please make sure everything is named.

- Jacket/waterproof coat
- Fleece/sweatshirt*
- Waterproof trousers/trousers that can get muddy*
- Spare socks
- Wellies or boots (named and kept at school)**
- Woolly hat/sunhat (weather dependent)
- Gloves (weather dependent)
- Spare plastic bag for muddy kit

***Shorts and short sleeved shirts are not suitable; no football kits; and no crop tops.**

Woodland Learning will happen in most weathers, other than high winds and thunderstorms therefore it means the children should be prepared to be outside in all weathers and dressed appropriately. To ensure we make the most of our time outside and are able to deepen our learning, playtime will be included in the Woodland Learning session.

We ask that your child comes to school dressed in their Woodland Learning Kit and please make sure all other items are named and are in a named bag. It is also useful to have a separate plastic bag for muddy clothes or boots following the sessions.



PE

- Our PE day for this term will move around a bit so please make sure that your child has a full PE kit in school every day.

Please, please, please make sure everything is named so that if something does go missing, it can find its way back to you.



Snack and water bottles



- We encourage the children to keep hydrated and so they need a NAMED water bottle in school every day.
- The school provides a healthy fruit snack for your child every day. However, if you would like to send in an extra piece of fresh fruit or vegetables, please do in a NAMED container.



Bookbags

-
- Keyrings- you are welcome to put ONE keyring onto the bookbag to help your child identify which bag is theirs.
- Bookbags must be brought to school every day once your child starts bringing home reading books and so it is good practise to start doing this now or as soon as possible.
- Please don't send a backpack/rucksack instead of a bookbag, our classrooms have limited storage space and backpacks take up too much room.

Play is often
talked about
as if it were
a relief from
serious learning.
But for children
play is serious
learning.
Play is really
the work of
childhood.

Fred Rogers



www.afhe.org

Read Write Inc. Phonics and Fresh Start

- Children learning to read in YR– Y2
- Older children who need to ‘catch up’
- Fresh Start – Year 5 and Year 6
- Taught in groups based on their stage of reading

Read Write Inc. Phonics daily lessons



What is phonics?

Sounds

Graphemes

English alphabetic code

- 44 sounds
- 26 letters
- Over 150+ graphemes (letter combinations)

One of the most complex alphabetic codes in the world.

Speed Sounds Set 1 and Set 2

Consonant sounds – stretchy

f	l	m	n	r	s	v	z	sh	th	ng
										nk

Consonant sounds – bouncy

b	c	d	g	h	j	p	qu	t	w	x	y	ch
	k											

Vowel sounds – bouncy

a	e	i	o	u
---	---	---	---	---

Vowel sounds – stretchy

ay	ee	igh	ow
----	----	-----	----


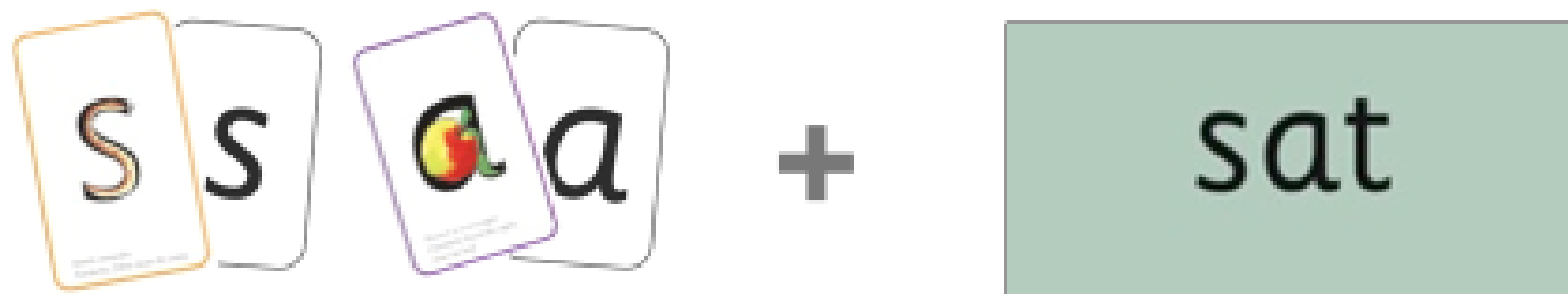
Vowel sounds – stretchy

oo	oo	ar	or	air	ir	ou	oy
----	----	----	----	-----	----	----	----

Fred



Sounds + blending = reading



Fred Talk routine

1. Say the word in sounds as Fred e.g. c-a-t.
2. Ask your child to repeat. Can they 'jump-in' with the whole word?
3. Say the word in sounds followed by the whole word e.g. c-a-t, cat
4. Ask your child to repeat



What can I do?

1. Speak like Fred throughout the day
2. Play Fred games
3. Use 'Fred Talk, read the word' to read words

Teach spelling using Fred Fingers



Sound Blending books

“Fred talk and
Read the word.”



Which books will children bring home?



'Special Friends', 'Fred Talk', read the word

ship

Black Hat Bob

Black Hat Bob
is on his ship.

This is his peg leg.



Red Words

I

said

This is Red Hat Rob.



"I will grab that cash box," he said.

What can I do?

1. Use pure sounds, not letter names
2. Use Fred Talk to read and spell words
3. Listen to your child read their Storybook every day
4. Read stories to your child every day

Reading feeds the imagination, it expands horizons and offers new and exciting ways of seeing and making sense of our lives and of the world around us.

Michael Morpurgo