







# Spring Term Home Learning Projects Year 1 ... Castles, Kings and Creative Adventures

These activities are designed to get your creative juices flowing and to be a great opportunity to develop your learning with support from someone at home. You should aim to complete two each half term. We are really looking forward to sharing what you have learnt and the new skills you have developed.

Either share your learning on Tapestry or bring into class. **House points will be awarded!**

 <p><b><u>Marvellous Measuring!</u></b></p> <p>Have a go at measuring things at home (either length/ height in cm/m, mass in kg/g, capacity in litres/ml).</p> <p><b>Record what you have measured - you could even make a simple table to show us your findings.</b></p>	<p><b><u>Amazing Authors</u></b></p> <p>Choose a famous king, queen or a famous female scientist to research at home. Create a poster or a fact file to share what you find out.</p> <p><b>You could include:</b></p> <ul style="list-style-type: none"> <li>• Who they were</li> <li>• Why they are remembered</li> <li>• One interesting fact</li> </ul>  <p>You could bring your writing in to read or upload it to Tapestry to share with the class.</p>	<p><b><u>Winter Walk</u></b></p>  <p>Go on a winter welly walk with your family and take a photo of some of the signs of winter that you find.</p> <p><b>It might inspire you to draw a winter or paint a winter picture!</b></p>
 <p><b><u>Castle Model</u></b></p> <p>Make a model of a castle (real or fairy tale) and practise your cutting and drawing skills.</p> <p><b>Maybe you could tell us about who lives in your castle, you could even write a story about them!</b></p>	<p><b><u>Visit a Castle</u></b></p> <p>Visit a castle with your family or go on a virtual tour using the internet!</p> <p><b>Perhaps you could make a map or a guidebook based on your visit or share some photos with us!</b></p> 	<p><b><u>Creative Collage</u></b></p>  <p>We are investigating materials in science. Make a collage using different materials that you can find. Perhaps link it to our learning about Castles.</p> <p><b>You could label the materials that you use or try to make a collage using only one type e.g. just shiny materials.</b></p>

**Or get creative and amaze us with some of your own choice topic related learning!**

Don't forget to read your Read Write Inc book every day at home and practice reading and spelling the Year 1 Common Exception Words (which you can find on our Class Page on the school website). **House points will be awarded!**